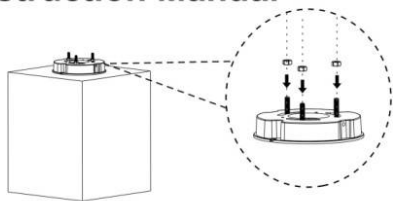


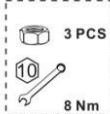


## Instruction Manual

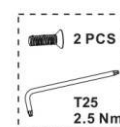
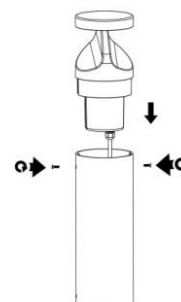
⑤



The direction of light should be on both side of notch. Please install bollard head properly.



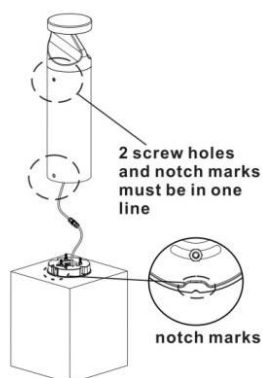
⑥



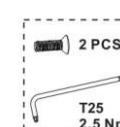
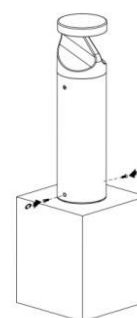
⑦



⑧

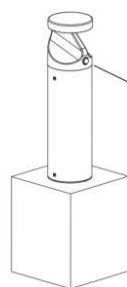


⑨

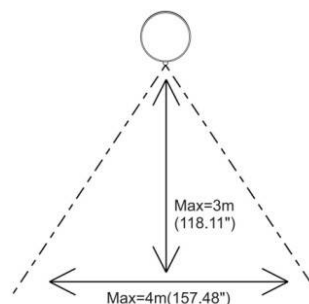


### PIR sensor detection coverage

The light keeps 100% when presence is detected for 3 minute hold time, then turn off if no presence detected.



PIR sensor



Product Specifications		15W		25W	
Input Voltage		100-277 Vac/120-277 Vac/100-240 Vac/220-240 Vac (Subject to the input voltage on nameplate)			
Power Frequency		50 / 60 Hz			
Outlook Dimensions		Ø135×500mm (Ø5.31"×19.69")	Ø135×1000mm (Ø5.31"×39.37")	Ø135×500mm (Ø5.31"×19.69")	Ø135×1000mm (Ø5.31"×39.37")
Net Weight		3.8±0.3kg (8.38±0.66Lbs)	5.4±0.3kg (11.9±0.66Lbs)	3.8±0.3kg (8.38±0.66Lbs)	5.4±0.3kg (11.9±0.66Lbs)
Working Temperature	Conventional	-20°C to + 45°C (-4°F to +113°F)			
	With PIR	-20°C to + 40°C (-4°F to +104°F)			
	DALI	-30°C to + 50°C (-22°F to +122°F)			
Storing Temperature		-40°C to + 70°C (-40°F to +158°F)			

### Dimmable






L brown black N blue white GND yellow/green green	DIM+/DA1 purple DIM-/DA2 gray	or	purple pink	or	blue white	or	brown blue	or	black gray	or	red orange
	DIM+/DA1 purple DIM-/DA2 gray	or	purple pink	or	purple gray	or	purple pink	or	purple pink	or	purple pink
	Aux 12Vdc + pink Aux 12Vdc - black/white	or	black/white black/white	or	black/white black/white	or	black/white black/white	or	black/white black/white	or	black/white black/white
	DIM+/DA1 purple DIM-/DA2 gray	or	purple pink	or	purple pink	or	purple pink	or	purple pink	or	purple pink
L brown black N blue white GND yellow/green green	DIM+/DA1 purple DIM-/DA2 gray	or	purple pink	or	purple gray	or	purple pink	or	purple pink	or	purple pink
	Aux 12Vdc + pink Aux 12Vdc - black/white	or	black/white black/white	or	black/white black/white	or	black/white black/white	or	black/white black/white	or	black/white black/white
	DIM+/DA1 purple DIM-/DA2 gray	or	purple pink	or	purple pink	or	purple pink	or	purple pink	or	purple pink
	Aux 12Vdc + pink Aux 12Vdc - black/white	or	black/white black/white	or	black/white black/white	or	black/white black/white	or	black/white black/white	or	black/white black/white

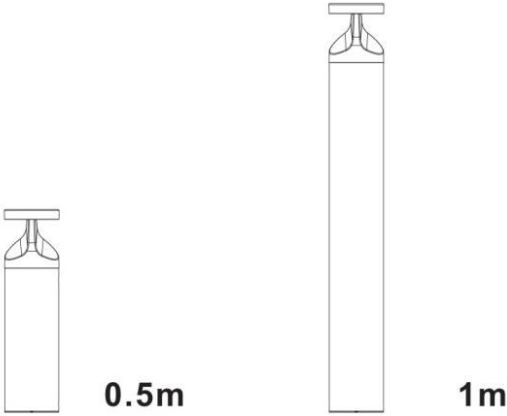


Warning! do not wire dim cord to high voltage, or dim function will fail.

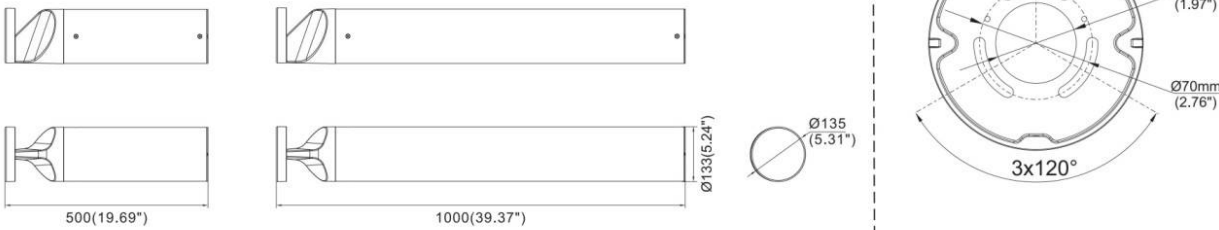
- For type Y attachments: if the external flexible cable or cord of this luminaire is damaged, it shall be exclusively replaced by the manufacturer or his service agent or a similar qualified person in order to avoid a hazard.
- The light source contained in this luminaire shall only be replaced by the manufacturer or his service agent or a similar qualified person.

Installation Instructions

Packing List		
	Base plate template	1PC
	Screw fixing plate	1PC
	Screw M5*16	4PCS
	Screw M6	3PCS
	Nut M6	3PCS

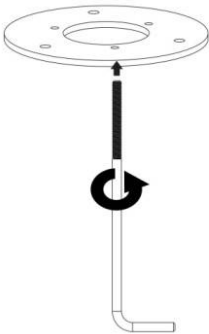


Physical Dimensions(mm/inch)

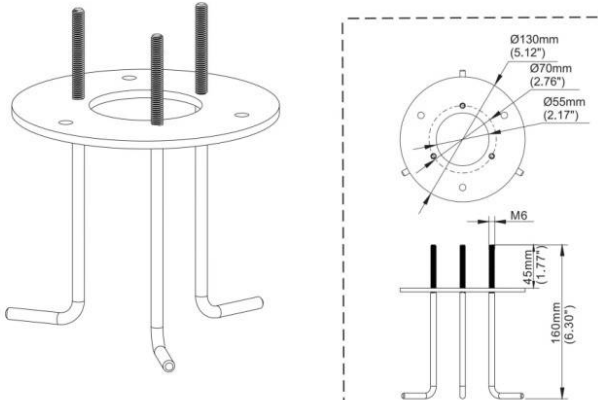


Installation

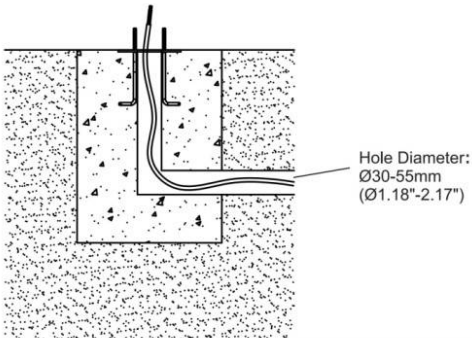
①



②



③



④

Suggested cement column size

